

# Table of Cremations 2018

## Carried out in the British Islands

\* Basic Cremation Fee comprises cremation fee plus Medical Referee's fee and environmental surcharge if applicable.

\*\* The Total Crematorium Charges comprise the cremation fee plus Medical Referee's fee and environmental surcharge if applicable, plus music (recorded or organ), scattering/strewing of ashes

N/R (Not Recorded)


	1 Jan- 31 Dec 2017	1 Jan- 31 Dec 2018	Total Since Opening	Total of Direct Cremations 2018	2018 Total for County	Roman Catholics Recorded	*January 2018 Basic Cremation Fee from	*January 2019 Basic Cremation Fee	**Total Crematorium Charges from
									
<b>BEDFORDSHIRE (2)</b>									
Bedford	1,814	1,724	81,864	N/R		55	£745.00	<b>£763.70</b>	£853.20
Luton	1,819	1,582	125,236	N/R	3,306	114	£730.00	<b>£760.00</b>	£760.00
									
<b>BERKSHIRE (4)</b>									
Bracknell	1,899	1,966	65,369	N/R		N/R	£800.00	<b>£845.00</b>	£845.00
Reading	1,809	1,693	132,250	70		101	£745.00	<b>£785.00</b>	£785.00
Slough	1,176	1,392	86,511	N/R		105	£770.00	<b>£770.00</b>	£770.00
West Berkshire	1,144	1,169	13,056	N/R	6,220	64	£930.00	<b>£975.00</b>	£975.00
									
<b>BRISTOL (3)</b>									
Bristol (Canford)	1,548	1,604	131,297	N/R		N/R	£770.00	<b>£850.00</b>	£850.00
Bristol (South)	1,924	1,976	82,478	N/R		N/R	£770.00	<b>£850.00</b>	£850.00
Westerleigh	2,705	2,770	49,703	N/R	6,350	80	£915.00	<b>£955.00</b>	£955.00
									
<b>BUCKINGHAMSHIRE (2)</b>									
Amersham	3,764	3,840	141,357	142		93	£575.00	<b>£595.00</b>	£650.00
Milton Keynes	2,008	2,144	54,673	N/R	5,984	N/R	£914.50	<b>£930.50</b>	£978.50

	1 Jan- 31 Dec 2017	1 Jan- 31 Dec 2018	Total Since Opening	Total of Direct Cremations 2018	2018 Total for County	Roman Catholics Recorded	*January 2018 Basic Cremation Fee from	*January 2019 Basic Cremation Fee	**Total Crematorium Charges from
--	--------------------------	--------------------------	------------------------	--	-----------------------------	--------------------------------	---	--	---



### CAMBRIDGESHIRE (3)

Cambridge	2,683	2,240	165,274	165		59	£718.00	£830.00	£830.00
March	1,011	1,037	6,814	29		18	£950.00	£950.00	£950.00
Peterborough	2,242	2,215	116,874	23	5,492	N/R	£870.00	£913.00	£913.00



### CHESHIRE (6)

Chester	1,986	1,993	91,606	N/R		145	£722.00	£741.50	£741.50
Crewe	1,100	1,191	62,600	0		52	£690.00	£690.00	£690.00
Macclesfield	1,669	1,789	74,784	N/R		80	£690.00	£690.00	£690.00
Northwich	1,105	1,148	4,617	N/R		57	£815.00	£845.00	£895.00
Warrington	1,921	2,043	90,709	0		204	£677.00	£677.00	£703.00
Widnes	633	756	33,281	41	8,920	195	£700.00	£730.00	£730.00




### CLEVELAND (3)

Hartlepool	931	918	53,107	1		102	£710.00	£735.00	£735.00
Kirkleatham	1,175	1,357	5,442	204		27	£810.00	£850.00	£850.00
Middlesbrough	3,118	3,125	186,327	N/R	5,400	N/R	£700.00	£735.00	£775.00



### CORNWALL (3)

Bodmin	1,589	1,754	35,533	193		86	£999.00	£999.00	£999.00
Camborne	1,394	1,450	9,620	N/R		N/R	£815.00	£865.00	£915.00
Truro	1,586	1,660	129,939	51	4,864	39	£630.00	£764.00	£764.00

	1 Jan- 31 Dec 2017	1 Jan- 31 Dec 2018	Total Since Opening	Total of Direct Cremations 2018	2018 Total for County	Roman Catholics Recorded	*January 2018 Basic Cremation Fee from	*January 2019 Basic Cremation Fee	**Total Crematorium Charges from
									
<b>CUMBRIA (4)</b>									
Barrow-in-Furness	950	736	48,445	37		N/R	£959.00	£959.00	£959.00
Beetham Hall	713	1,011	1,724	N/R		N/R	£975.00	£975.00	£975.00
Carlisle	1,516	1,553	88,932	34		N/R	£796.00	£820.00	£869.00
Distington	1,047	1,039	37,508	N/R	4,339	N/R	£793.50	£813.00	£813.00
									
<b>DERBYSHIRE (4)</b>									
Alfreton	#1,341	1,489	4,888	N/R		N/R	£799.00	£850.00	£897.00
Aston-on-Trent (Opened July '18)	0	182	182	N/R		7	£700.00	£700.00	£700.00
Chesterfield	2,339	2,174	113,283	N/R		N/R	£730.00	£750.00	£750.00
Derby	2,652	2,593	188,438	69	6,438	N/R	£671.00	£737.00	£737.00
									
<b>DEVON (6)</b>									
Barnstaple	1,597	1,619	62,810	0		N/R	£640.00	£660.00	£660.00
Exeter & Devon	2,376	2,623	160,550	419		44	£999.00	£999.00	£999.00
Plymouth (Efford)	1,245	1,259	108,226	6		N/R	£895.00	£915.00	£940.00
Plymouth (Weston Mill)	1,592	1,599	74,201	N/R		N/R	£895.00	£915.00	£940.00
Torquay	2,476	2,375	150,998	N/R		N/R	£945.00	£975.00	£975.00
Whimple	1,569	1,601	10,646	375	11,076	30	£850.00	£875.00	£935.00
									
<b>DORSET (4)</b>									
Bournemouth	3,529	3,155	253,255	123		102	£744.00	£744.00	£744.00
Poole	2,408	2,126	74,759	155		61	£773.00	£773.00	£783.00
Purbeck (Opened Sept '17)	137	755	892	N/R		N/R	£538.00	£538.00	£538.00
Weymouth	1,299	1,355	73,932	N/R	7,391	28	£758.00	£796.00	£796.00

	1 Jan- 31 Dec 2017	1 Jan- 31 Dec 2018	Total Since Opening	Total of Direct Cremations 2018	2018 Total for County	Roman Catholics Recorded	*January 2018 Basic Cremation Fee from	*January 2019 Basic Cremation Fee	**Total Crematorium Charges from
--	--------------------------	--------------------------	------------------------	--	-----------------------------	--------------------------------	---	--	---



#### DURHAM (4)

Darlington	1,642	1,735	120,925	89		N/R	£821.00	£848.00	£848.00
Durham	2,299	2,413	113,747	N/R		120	£650.00	£660.00	£690.00
Mountsett	1,371	1,401	65,129	0		105	£670.00	£680.00	£710.00
Wear Valley	966	1,043	6,934	N/R	6,592	44	£850.00	£850.00	£895.00



#### ESSEX (11)

Basildon	2,237	2,295	38,537	5		106	£915.00	£970.00	£970.00
Braintree	1,054	1,197	8,509	58		29	£980.00	£980.00	£980.00
Brentwood	856	945	4,413	32		44	£935.00	£935.00	£935.00
Chelmsford	2,154	2,135	112,814	N/R		57	£685.00	£730.00	£730.00
Colchester	1,480	1,494	105,594	21		35	£727.00	£765.00	£765.00
Harlow	1,719	1,575	80,347	0		55	£895.00	£940.00	£940.00
Redbridge	1,234	1,312	16,370	0		113	£895.00	£930.00	£930.00
Saffron Walden									
(Opened January '18)	0	635	635	18		14	£810.00	£825.00	£825.00
Southend-on-Sea	2,514	2,623	172,950	N/R		191	£740.00	£785.00	£785.00
South Essex	3,211	3,012	208,215	49		195	£850.00	£875.00	£927.00
Weeley	1,663	1,691	50,926	N/R	18,914	N/R	£760.00	£760.00	£760.00



#### GLOUCESTERSHIRE (3)

Cheltenham	1,945	1,067	124,311	N/R		N/R	£852.50	£869.00	£869.00
Gloucester (Coney Hill)	#1,811	2,165	96,579	N/R		54	£830.00	£873.00	£873.00
Gloucester (Forest of Dean)	1,079	962	17,951	7	4,194	19	£895.00	£910.00	£910.00

	1 Jan- 31 Dec 2017	1 Jan- 31 Dec 2018	Total Since Opening	Total of Direct Cremations 2018	2018 Total for County	Roman Catholics Recorded	*January 2018 Basic Cremation Fee from	*January 2019 Basic Cremation Fee	**Total Crematorium Charges from
--	--------------------------	--------------------------	------------------------	--	-----------------------------	--------------------------------	---	--	---



#### HAMPSHIRE (7)

Aldershot	1,714	1,728	107,168	N/R		N/R	£816.00	£878.00	£878.00
Basingstoke	1,838	1,856	34,087	43		55	£1,025.00	£1,025.00	£1,025.00
Havant	1,662	1,790	7,373	N/R		N/R	£785.00	£850.00	£910.00
Portchester	3,334	3,329	221,012	162		N/R	£615.00	£615.00	£671.00
Romsey (Opened August '17)	309	1,316	1,625	N/R		33	£875.00	£915.00	£915.00
Southampton	2,296	1,710	215,330	98		N/R	£795.00	£795.00	£795.00
Southampton (Wessex Vale)	1,832	1,723	14,322	N/R	13,452	42	£895.00	£915.00	£915.00



#### HEREFORDSHIRE (1)

Hereford	1,605	1,728	66,845	N/R	1,728	37	£698.00	£712.00	£712.00
----------	-------	-------	--------	-----	-------	----	---------	---------	---------



#### HERTFORDSHIRE (4)

Harwood Park	2,135	1,854	44,289	N/R		63	£935.00	£980.00	£980.00
Hitchin (Opened June '17)	637	1,363	2,000	450		N/R	£840.00	£900.00	£947.00
Hoddesdon (Opened March '17)	402	833	1,235	N/R	38		£895.00	£930.00	£930.00
West Hertfordshire	3,273	3,115	192,297	17	7,165	244	£560.00	£600.00	£600.00



#### ISLE OF MAN (1)

Douglas	611	677	27,950	N/R	677	N/R	£783.50	£816.50	£816.50
---------	-----	-----	--------	-----	-----	-----	---------	---------	---------



#### ISLE OF WIGHT (1)

Whippingham	1,548	1,530	73,417	236	1,530	56	£761.00	£761.00	£805.00
-------------	-------	-------	--------	-----	-------	----	---------	---------	---------

	1 Jan- 31 Dec 2017	1 Jan- 31 Dec 2018	Total Since Opening	Total of Direct Cremations 2018	2018 Total for County	Roman Catholics Recorded	*January 2018 Basic Cremation Fee from	*January 2019 Basic Cremation Fee	**Total Crematorium Charges from
--	--------------------------	--------------------------	------------------------	--	-----------------------------	--------------------------------	---	--	---



#### KENT (9)

Barham	2,513	2,408	137,815	N/R		70	£895.00	£945.00	£980.00
Charing	1,397	1,521	119,069	N/R		38	£895.00	£945.00	£945.00
Folkestone	789	830	42,384	115		44	£999.00	£999.00	£999.00
Gravesend (Opened Jan '17)	1,054	1,615	2,672	251		61	£720.00	£740.00	£740.00
Maidstone	1,635	1,728	93,312	42		34	£666.50	£673.00	£683.00
Margate	1,648	1,710	87,450	N/R		N/R	£768.00	£812.00	£852.00
Medway	1,957	1,906	144,687	N/R		86	£650.00	£700.00	£735.00
Sittingbourne	1,232	1,384	15,542	51		61	£720.00	£740.00	£740.00
Tunbridge Wells	2,414	2,572	117,392	373	15,674	58	£726.00	£747.00	£747.00



#### LANCASHIRE (9)

Accrington	1,033	1,094	57,545	29		118	£635.00	£645.00	£645.00
Blackburn	1,224	1,240	81,565	25		N/R	£710.00	£750.00	£750.00
Blackpool	1,998	2,015	165,082	N/R		164	£705.00	£705.00	£705.00
Burnley	1,621	1,677	101,093	N/R		140	£723.00	£723.00	£723.00
Chorley	1,231	1,362	12,590	122		123	£999.00	£999.00	£999.00
Lancaster & Morecambe	1,224	1,118	98,874	57		75	£1,055.00	£1,055.00	£1,055.00
Lytham St Annes	1,755	1,795	78,459	N/R		N/R	£656.00	£698.00	£698.00
Ormskirk	973	1,073	2,741	0		146	£795.00	£845.00	£845.00
Preston	1,457	1,425	85,998	N/R	12,799	281	£683.00	£717.00	£717.00



#### LEICESTERSHIRE (4)

Countesthorpe	1,387	1,257	5,026	62		8	£900.00	£925.00	£980.00
Great Glen	#506	982	1,488	N/R		33	£845.00	£885.00	£945.00
Leicester	2,119	1,976	216,591	N/R		N/R	£799.00	£845.00	£845.00
Loughborough	1,571	1,613	83,041	19	5,828	64	£1,035.00	£1,035.00	£1,085.00

	1 Jan- 31 Dec 2017	1 Jan- 31 Dec 2018	Total Since Opening	Total of Direct Cremations 2018	2018 Total for County	Roman Catholics Recorded	*January 2018 Basic Cremation Fee from	*January 2019 Basic Cremation Fee	**Total Crematorium Charges from
--	--------------------------	--------------------------	------------------------	--	-----------------------------	--------------------------------	---	--	---



### LINCOLNSHIRE (7)

Alford	1,110	1,124	10,719	N/R		23	£635.00	£670.00	£670.00
Boston	981	927	72,173	23		21	£670.00	£710.00	£710.00
Grantham	1,154	1,127	50,463	44		43	£975.00	£975.00	£975.00
Great Grimsby	1,750	1,729	104,601	5		44	£638.50	£638.50	£673.50
Lincoln	1,908	2,088	76,364	46		51	£690.00	£720.00	£720.00
Scunthorpe	1,690	1,791	71,076	37		55	£699.00	£715.00	£775.00
South Lincolnshire	948	982	4,193	63	9,768	22	£725.00	£750.00	£800.00



### LONDON (24)

Beckenham	1,502	1,606	124,424	87		110	£1,070.00	£1,070.00	£1,070.00
Croydon	1,772	1,762	171,370	89		186	£795.00	£857.00	£857.00
Eltham	3,680	3,606	236,278	0		N/R	£670.00	£687.00	£687.00
Enfield	1,874	1,879	249,199	N/R		118	£913.00	£913.00	£913.00
Golders Green	2,313	2,343	340,136	375		135	£690.00	£690.00	£690.00
Hendon	1,061	1,132	64,532	N/R		77	£680.00	£700.00	£762.00
Honor Oak	1,948	1,896	141,382	N/R		118	£748.00	£748.00	£748.00
Islington	960	885	62,916	N/R		205	£610.00	£625.00	£695.00
Kingston-upon-Thames	919	947	76,292	N/R		97	£617.00	£635.00	£635.00
Lambeth	675	824	55,752	N/R		149	£615.00	£640.00	£640.00
Lewisham	1,235	1,340	97,697	N/R		155	£690.00	£650.00	£722.00
London (City of)	2,474	2,536	274,110	86		252	£407.00	£432.00	£432.00
London (East)	451	499	36,304	4		79	£815.00	£815.00	£815.00
London (South)	836	770	214,641	16		61	£965.00	£965.00	£965.00
London (West)	1,025	1,009	92,048	N/R		277	£650.00	£650.00	£650.00
Manor Park	465	407	43,671	N/R		63	£760.00	£798.00	£798.00
Mortlake	2,292	2,312	190,284	N/R		400	£595.00	£610.00	£610.00
New Southgate	836	786	46,484	N/R		150	£875.00	£895.00	£955.00
North East Surrey	1,903	2,013	103,888	N/R		221	£570.00	£590.00	£590.00
Putney Vale	1,232	1,195	120,336	N/R		143	£599.00	£625.00	£625.00
Ruislip	3,062	3,048	234,280	2		N/R	£649.00	£649.00	£649.00
St Marylebone	682	712	89,211	54		48	£610.00	£610.00	£610.00
South West Middlesex	2,635	2,632	166,719	133		155	£515.00	£515.00	£515.00
West Norwood	530	516	47,387	N/R	36,655	79	£615.00	£640.00	£640.00

	1 Jan- 31 Dec 2017	1 Jan- 31 Dec 2018	Total Since Opening	Total of Direct Cremations 2018	2018 Total for County	Roman Catholics Recorded	*January 2018 Basic Cremation Fee from	*January 2019 Basic Cremation Fee	**Total Crematorium Charges from
--	--------------------------	--------------------------	------------------------	--	-----------------------------	--------------------------------	---	--	---



### MANCHESTER (GREATER) (14)

Altrincham	1,668	1,647	92,639	3		177	£675.00	£704.00	£704.00
Atherton	1,199	1,208	17,426	0		142	£845.00	£875.00	£875.00
Bolton	2,112	2,099	211,717	24		N/R	£745.00	£760.00	£760.00
Bury	1,049	1,078	11,024	16		107	£999.00	£999.00	£999.00
Dukinfield	2,086	2,157	125,432	0		N/R	£693.00	£708.00	£734.00
Manchester (Blackley)	1,095	1,152	73,897	N/R		232	£645.00	£674.00	£674.00
<b>Manchester</b>									
(Chorlton-cum-Hardy)	1,991	1,996	258,399	115		258	£740.00	£760.00	£760.00
Middleton	390	389	30,252	0		N/R	£724.80	£739.40	£739.40
Oldham	1,502	1,581	99,298	0		166	£693.00	£713.64	£713.64
Peel Green	701	632	56,972	N/R		N/R	£740.00	£762.00	£762.00
Rochdale	1,268	1,205	117,419	66		N/R	£724.80	£739.40	£739.40
Salford	1,120	1,119	68,196	0		N/R	£740.00	£762.00	£762.00
Stockport	2,569	2,657	168,800	45		195	£675.00	£675.00	£724.00
Wigan	1,218	1,185	73,970	28	20,105	N/R	£683.00	£709.00	£709.00



### MERSEYSIDE (6)

Birkenhead	3,041	3,260	192,675	0		341	£667.00	£700.00	£700.00
Liverpool (Anfield)	2,054	1,946	190,777	N/R		N/R	£830.00	£855.00	£855.00
Liverpool (Springwood)	2,389	2,487	97,203	N/R		N/R	£830.00	£855.00	£855.00
St Helens	2,401	2,411	97,495	N/R		527	£605.00	£625.00	£625.00
Southport	1,198	1,232	93,163	23		148	£855.00	£855.00	£867.00
Thornton	1,303	1,460	75,370	8	12,796	479	£855.00	£855.00	£867.00



### NORFOLK (5)

Cromer (Opened in Jan '17)	#747	859	1,606	N/R		17	£915.00	£950.00	£950.00
Great Yarmouth	1,434	1,471	77,828	N/R		45	£760.00	£790.00	£849.50
King's Lynn	2,130	2,194	65,938	58		N/R	£734.00	£767.00	£794.50
Norwich (Earlham Road)	1,558	1,513	65,321	89		50	£1,060.00	£1,060.00	£1,060.00
Norwich (Horsham St Faith)	1,824	1,795	162,166	100	7,832	40	£1,060.00	£1,060.00	£1,060.00



	1 Jan- 31 Dec 2017	1 Jan- 31 Dec 2018	Total Since Opening	Total of Direct Cremations 2018	2018 Total for County	Roman Catholics Recorded	*January 2018 Basic Cremation Fee from	*January 2019 Basic Cremation Fee	**Total Crematorium Charges from
--	--------------------------	--------------------------	------------------------	--	-----------------------------	--------------------------------	---	--	---



### NORTHAMPTONSHIRE (3)

Kettering	2,017	1,911	135,188	N/R		N/R	£736.00	£772.00	£854.50
Northampton	1,747	1,781	114,405	81		58	£1,070.00	£1,070.00	£1,070.00
Wellingborough	695	896	1,772	47	4,588	43	£899.00	£899.00	£899.00



### NORTHUMBERLAND (1)

Blyth	1,590	1,581	80,878	0	1,581	6	£720.00	£760.00	£760.00
-------	-------	-------	--------	---	-------	---	---------	---------	---------



### NOTTINGHAMSHIRE (6)

Bassetlaw (Opened August '18)	0	234	234	1		5	£0.00	£795.00	£795.00
Bramcote	2,762	2,639	106,970	0		56	£678.00	£678.00	£678.00
Gedling (Opened January '17)	998	1,371	2,369	0		56	£695.00	£745.00	£775.00
Mansfield	2,501	2,371	144,217	N/R		N/R	£653.50	£686.00	£729.50
Nottingham	1,839	1,816	229,802	20		N/R	£635.00	£667.00	£708.00
Sherwood Forest	1,131	1,048	13,184	9	9,479	50	£990.00	£990.00	£990.00



### OXFORDSHIRE (3)

Abingdon	1,579	1,538	5,341	106		N/R	£950.00	£990.00	£1,045.00
Banbury	991	1,106	16,362	N/R		59	£875.00	£895.00	£895.00
Oxford	1,539	1,877	173,395	338	4,521	60	£1,070.00	£1,070.00	£1,070.00



### SHROPSHIRE (2)

Shrewsbury	1,902	1,933	112,344	35		64	£737.00	£737.00	£795.00
Telford	1,563	1,566	22,029	90	3,499	66	£890.00	£890.00	£890.00

	1 Jan- 31 Dec 2017	1 Jan- 31 Dec 2018	Total Since Opening	Total of Direct Cremations 2018	2018 Total for County	Roman Catholics Recorded	*January 2018 Basic Cremation Fee from	*January 2019 Basic Cremation Fee	**Total Crematorium Charges from
--	--------------------------	--------------------------	------------------------	--	-----------------------------	--------------------------------	---	--	---



#### SOMERSET (6)

Bath	1,645	1,579	131,548	N/R		47	£795.00	£915.00	£915.00
Mendip	801	739	5,477	52		27	£875.00	£875.00	£875.00
Sedgemoor	971	1,056	4,537	N/R		30	£815.00	£850.00	£880.00
Taunton	1,998	2,476	109,126	N/R		N/R	£715.00	£715.00	£715.00
Weston-Super-Mare	1,336	1,359	72,088	132		64	£947.00	£947.00	£947.00
Yeovil	1,752	1,750	67,225	N/R	8,959	N/R	£690.00	£750.00	£800.00



#### STAFFORDSHIRE (5)

Bretby	1,835	2,087	57,691	353		52	£680.00	£700.00	£700.00
Lichfield	726	864	3,081	46		27	£685.00	£685.00	£685.00
Newcastle-under-Lyme	1,507	1,689	67,518	N/R		N/R	£691.00	£712.00	£712.00
Stafford	1,906	1,911	67,592	18		8	£700.00	£720.00	£720.00
Stoke-on-Trent	2,303	2,445	139,462	N/R	8,996	N/R	£655.00	£690.00	£690.00



#### SUFFOLK (4)

Bury St Edmunds	2,270	2,345	53,604	52		51	£895.00	£945.00	£945.00
Ipswich	893	960	131,895	114		29	£695.00	£730.00	£730.00
Nacton	1,874	1,928	13,913	83		50	£695.00	£730.00	£778.00
Waveney	1,144	1,292	3,283	211	6,525	37	£810.00	£850.00	£897.00



#### SURREY (3)

Guildford	1,434	1,582	80,560	N/R		54	£785.00	£810.00	£810.00
Leatherhead	2,282	2,147	115,107	N/R		145	£1,070.00	£1,070.00	£1,070.00
Woking	1,651	1,750	163,062	218	5,479	107	£860.00	£890.00	£890.00

	1 Jan- 31 Dec 2017	1 Jan- 31 Dec 2018	Total Since Opening	Total of Direct Cremations 2018	2018 Total for County	Roman Catholics Recorded	*January 2018 Basic Cremation Fee from	*January 2019 Basic Cremation Fee	**Total Crematorium Charges from
									
<b>SUSSEX (EAST) (4)</b>									
Brighton (The Downs)	1,127	1,174	182,407	N/R		56	£633.00	£633.00	£633.00
Brighton & Hove (Woodvale)	1,967	2,046	127,368	349		N/R	£633.00	£633.00	£633.00
Eastbourne	2,554	2,689	147,752	N/R		43	£660.00	£685.00	£700.00
Hastings	1,480	1,517	92,168	56	7,426	N/R	£688.00	£750.00	£750.00
									
<b>SUSSEX (WEST) (3)</b>									
Chichester	1,838	1,860	104,790	294		59	£1,070.00	£1,070.00	£1,070.00
Crawley	3,065	3,027	173,048	N/R		146	£1,070.00	£1,070.00	£1,070.00
Worthing	3,626	3,469	165,428	1,095	8,356	N/R	£845.00	£895.00	£940.00
									
<b>TYNE &amp; WEAR (7)</b>									
Birtley	515	369	40,097	N/R		29	£724.00	£739.00	£739.00
Gateshead	1,346	1,471	64,991	N/R		133	£724.00	£739.00	£739.00
Newcastle upon Tyne	2,926	2,941	259,105	N/R		N/R	£787.50	£868.00	£900.00
South Shields	1,502	1,623	76,464	8		102	£782.00	£816.00	£816.00
Sunderland	2,473	2,456	156,289	N/R		N/R	£780.00	£865.00	£865.00
Tynemouth	1,075	1,117	57,784	N/R		69	£740.50	£754.50	£754.50
Whitley Bay	1,062	1,046	44,808	N/R	11,023	48	£740.50	£754.50	£754.50
									
<b>WARWICKSHIRE (4)</b>									
Coleshill	943	909	12,674	N/R		N/R	£710.00	£740.00	£785.00
Leamington Spa	1,880	1,979	80,842	69		102	£685.00	£720.00	£720.00
Nuneaton	1,988	2,116	85,672	56		38	£1,070.00	£1,070.00	£1,070.00
Rugby	871	963	4,113	40	5,967	36	£775.00	£820.00	£820.00

	1 Jan- 31 Dec 2017	1 Jan- 31 Dec 2018	Total Since Opening	Total of Direct Cremations 2018	2018 Total for County	Roman Catholics Recorded	*January 2018 Basic Cremation Fee from	*January 2019 Basic Cremation Fee	**Total Crematorium Charges from
--	--------------------------	--------------------------	------------------------	--	-----------------------------	--------------------------------	---	--	---



### WEST MIDLANDS (12)

Birmingham (Lodge Hill)	2,071	1,927	190,890	0		204	£814.00	£814.00	£814.00
Birmingham (Perry Barr)	729	663	150,557	21		39	£890.00	£890.00	£890.00
<b>Birmingham</b>									
(Sutton Coldfield)	1,947	1,965	102,019	N/R		156	£814.00	£814.00	£814.00
Birmingham (Yardley)	1,671	1,192	127,389	N/R		139	£814.00	£814.00	£814.00
Coventry	2,600	2,508	182,776	N/R		N/R	£812.00	£828.50	£877.50
Dudley	1,756	1,852	83,607	N/R		N/R	£877.00	£894.00	£894.00
Rowley Regis	1,049	1,107	44,204	0		11	£682.00	£724.00	£724.00
Solihull	1,223	2,001	110,415	4		N/R	£710.00	£740.00	£785.00
Stourbridge	1,390	1,507	84,866	N/R		N/R	£877.00	£894.00	£894.00
Walsall	2,092	2,149	94,732	9		N/R	£828.00	£828.00	£828.00
West Bromwich	2,143	2,238	96,667	0		43	£682.00	£724.00	£724.00
Wolverhampton	2,730	2,829	154,576	8	21,938	172	£725.00	£775.00	£775.00



### WILTSHIRE (4)

<b>Royal Wootton Bassett</b>									
(Opened October '18)	0	215	215	4		5	£895.00	£895.00	£895.00
Salisbury	1,569	1,507	85,770	218		53	£842.00	£872.00	£872.00
Swindon	2,090	1,956	88,322	71		94	£840.00	£880.00	£880.00
West Wiltshire	2,086	2,071	37,619	72	5,749	69	£915.00	£965.00	£965.00



### WORCESTERSHIRE (4)

<b>Pershore</b> (Opened December '18)	0	43	43	4		2	£825.00	£825.00	£875.00
Redditch	1,620	1,763	46,233	113		N/R	£695.00	£695.00	£750.00
Stourport	1,099	1,172	6,882	41		N/R	£945.00	£945.00	£945.00
Worcester	2,187	2,345	97,886	256	5,323	95	£775.00	£790.00	£855.00

	1 Jan- 31 Dec 2017	1 Jan- 31 Dec 2018	Total Since Opening	Total of Direct Cremations 2018	2018 Total for County	Roman Catholics Recorded	*January 2018 Basic Cremation Fee from	*January 2019 Basic Cremation Fee	**Total Crematorium Charges from
--	--------------------------	--------------------------	------------------------	--	-----------------------------	--------------------------------	---	--	---



### YORKSHIRE (EAST) (3)

East Riding	1,198	1,228	23,553	0		9	£960.00	£960.00	£960.00
Haltemprice	1,632	1,691	28,294	N/R		N/R	£875.00	£875.00	£875.00
Hull	2,578	2,398	186,547	146	5,317	67	£660.00	£710.00	£710.00



### YORKSHIRE (NORTH) (4)

Harrogate	1,615	1,652	82,369	N/R		N/R	£807.00	£831.00	£909.00
Scarborough	1,163	1,149	78,269	55		N/R	£699.50	£775.00	£775.00
Skipton	1,012	1,030	60,199	47		11	£672.00	£692.00	£692.00
York	2,267	2,370	114,512	382	6,201	75	£875.00	£875.00	£875.00



### YORKSHIRE (SOUTH) (6)




Barnsley	2,120	2,274	101,618	125		198	£707.00	£765.00	£765.00
Doncaster	2,550	2,545	129,113	45		N/R	£715.00	£715.00	£730.00
Rotherham	1,913	1,899	91,911	46		85	£943.00	£943.00	£943.00
Sheffield (City Road)	1,355	1,413	209,015	25		N/R	£824.00	£840.00	£840.00
Sheffield (Grenoside)	2,032	2,159	33,768	61		N/R	£740.00	£740.00	£740.00
Sheffield (Hutcliffe Wood)	1,752	1,711	90,283	0	12,001	N/R	£824.00	£840.00	£840.00



### YORKSHIRE (WEST) (11)

Bradford	1,089	1,082	126,864	N/R		102	£726.00	£774.00	£774.00
Dewsbury Moor	1,290	1,429	82,025	42		N/R	£699.00	£713.00	£713.00
Halifax	1,882	1,951	115,011	21		N/R	£814.00	£838.00	£838.00
Huddersfield	1,749	1,573	109,172	48		N/R	£699.00	£713.00	£713.00
Keighley	563	564	29,595	N/R		51	£726.00	£774.00	£774.00
Leeds (Cottingley Hall)	1,753	1,692	104,840	N/R		N/R	£884.00	£884.00	£884.00
Leeds (Lawnswood)	1,839	1,982	218,208	N/R		N/R	£884.00	£884.00	£884.00
Pontefract	1,982	2,068	92,832	122		71	£829.00	£896.00	£896.00
Rawdon	2,015	1,945	102,504	N/R		N/R	£884.00	£884.00	£884.00

	1 Jan- 31 Dec 2017	1 Jan- 31 Dec 2018	Total Since Opening	Total of Direct Cremations 2018	2018 Total for County	Roman Catholics Recorded	*January 2018 Basic Cremation Fee from	*January 2019 Basic Cremation Fee	**Total Crematorium Charges from
Shipley	1,315	1,427	79,023	N/R		92	£726.00	£774.00	£774.00
Wakefield	1,297	1,363	59,303	94	17,076	56	£829.00	£896.00	£896.00
									
<b>SCOTLAND (30)</b>									
Aberdeen	2,169	1,943	153,495	N/R		N/R	£693.00	£693.00	£693.00
Ayr	1,370	1,404	87,682	N/R		N/R	£848.00	£848.00	£848.00
Cardross	714	757	28,639	43		N/R	£647.00	£665.00	£665.00
Clydebank	1,391	1,413	75,470	N/R		183	£642.00	£668.00	£668.00
Crathes (Opened May '16)	548	871	1,673	295		N/R	£795.00	£795.00	£795.00
Dumfries	950	940	10,450	N/R		36	£740.00	£759.00	£795.00
Dundee	#1,877	1,783	130,182	241		102	£1,070.00	£1,070.00	£1,070.00
Dunfermline	1,180	1,053	34,621	N/R		N/R	£685.00	£685.00	£685.00
Edinburgh (Mortonhall)	1,627	2,365	113,551	N/R		N/R	£735.00	£764.00	£809.00
Edinburgh (Seafield)	1,145	916	58,569	N/R		N/R	£762.00	£785.00	£785.00
Edinburgh (Warriston)	2,234	1,863	243,634	N/R		N/R	£762.00	£785.00	£785.00
Falkirk	1,755	2,151	94,849	43		N/R	£638.00	£669.00	£759.00
Frilockheim	878	864	17,114	14		14	£1,070.00	£1,070.00	£1,070.00
Garnock Valley (Opened May '18)	0	170	170	4		8	£895.00	£895.00	£895.00
Glasgow (Craigton)	904	945	73,348	31		151	£700.00	£700.00	£730.00
Glasgow (Daldowie)	2,987	2,844	209,453	287		N/R	£605.00	£670.00	£670.00
Glasgow (The Linn)	2,141	2,202	133,262	86		N/R	£605.00	£670.00	£670.00
Glasgow (Maryhill)	1,668	1,767	161,026	62		265	£625.00	£625.00	£625.00
Greenock	1,102	1,055	54,845	7		147	£585.70	£681.00	£700.58
Holytown	1,390	1,311	16,957	61		140	£860.00	£860.00	£860.00
Houndwood	#252	267	822	34		N/R	£799.00	£799.00	£829.00
Inverness	1,113	1,224	18,433	242		27	£870.00	£904.00	£961.00
Irvine	1,528	1,565	25,964	28		92	£950.00	£950.00	£950.00
Kirkcaldy	1,970	1,986	99,546	N/R		N/R	£685.00	£685.00	£685.00
Melrose	733	848	5,030	49		15	£845.00	£890.00	£890.00
Moray	658	702	9,043	212		11	£1,070.00	£1,070.00	£1,128.00
Paisley	1,651	1,552	115,135	N/R		N/R	£675.00	£710.00	£755.00
Perth	942	1,144	58,758	N/R		N/R	£749.00	£768.00	£768.00
South Lanarkshire	1,594	1,649	17,160	N/R		N/R	£599.40	£617.38	£617.38
West Lothian	1,008	1,047	7,163	11	40,601	43	£845.00	£865.00	£900.00

	1 Jan-31 Dec 2017	1 Jan-31 Dec 2018	Total Since Opening	Total of Direct Cremations 2018	2018 Total for County	Roman Catholics Recorded	*January 2018 Basic Cremation Fee from	*January 2019 Basic Cremation Fee	**Total Crematorium Charges from
									
<b>WALES (17)</b>									
Aberdare	1,480	1,527	54,303	N/R		N/R	£670.00	£690.00	£804.00
Aberystwyth	659	755	12,867	0		N/R	£835.00	£865.00	£865.00
Bangor	1,112	1,200	41,362	N/R		N/R	£547.50	£561.00	£582.50
Barry	1,171	1,320	6,935	323		67	£790.00	£850.00	£897.00
Bridgend	1,620	1,614	61,236	N/R		N/R	£636.70	£662.20	£684.60
Cardiff	2,820	3,000	163,856	N/R		225	£540.00	£560.00	£560.00
Colwyn Bay	1,047	1,110	102,054	7		43	£599.00	£665.00	£690.00
Gwent	2,945	2,434	141,062	N/R		N/R	£671.00	£684.00	£704.00
Llanelli	1,479	1,555	17,859	N/R		3	£745.00	£785.00	£785.00
Margam	1,496	1,521	65,896	37		51	£585.00	£605.00	£605.00
Narberth	1,511	1,609	56,680	79		49	£581.00	£581.00	£581.00
Newport (Opened Nov '17)	70	917	987	7		38	£795.00	£815.00	£840.00
Northop (Opened June '18)	0	384	384	64		N/R	£850.00	£850.00	£900.00
Pontypridd	1,147	1,120	118,528	N/R		N/R	£670.00	£710.00	£827.00
St Asaph	1,178	1,206	3,003	121		72	£790.00	£850.00	£900.00
Swansea	2,086	2,054	146,005	135		N/R	£650.00	£665.00	£693.00
Wrexham	1,874	1,831	70,128	N/R	25,157	N/R	£663.00	£713.00	£713.00
									
<b>CHANNEL ISLANDS (2)</b>									
Guernsey	434	382	17,141	82		N/R	£570.00	£585.00	£585.00
Jersey	631	596	25,242	N/R	978	N/R	£738.50	£738.50	£738.50
									
<b>NORTHERN IRELAND (1)</b>									
Belfast	3,372	3,483	101,510	0	3,483	N/R	£364.00	£364.00	£364.00
<b>TOTALS</b>	<b>#468,702</b>	<b>481,712</b>	<b>25,500,792</b>	<b>481,712</b>					

# Amended 2017 figure

2018 average cremation fee **£772.93**

2019 average cremation fee **£797.64**

2018 average total crematorium charge **£783.18**

2019 average total crematorium charge **£810.23**

# Cremations per Crematorium 2018

1	Amersham	3,840	41	Edinburgh (Mortonhall)	2,365	80	Bristol (South)	1,976
2	Eltham	3,606	42	Bury St Edmunds	2,345	81	Leicester	1,976
3	Belfast	3,483	43	Worcester	2,345	82	Bracknell	1,966
4	Worthing	3,469	44	Golders Green	2,343	83	Birmingham (Sutton Coldfield)	1,965
5	Portchester	3,329	45	Mortlake	2,312	84	Swindon	1,956
6	Birkenhead	3,260	46	Basildon	2,295	85	Halifax	1,951
7	Bournemouth	3,155	47	Barnsley	2,274	86	Liverpool (Anfield)	1,946
8	Middlesbrough	3,125	48	Cambridge	2,240	87	Rawdon	1,945
9	West Hertfordshire	3,115	49	West Bromwich	2,238	88	Aberdeen	943
10	Ruislip	3,048	50	Peterborough	2,215	89	Shrewsbury	1,933
11	Crawley	3,027	51	Glasgow (The Linn)	2,202	90	Nacton	1,928
12	South Essex	3,012	52	King's Lynn	2,194	91	Birmingham (Lodge Hill)	1,927
13	Cardiff	3,000	53	Chesterfield	2,174	92	Kettering	1,911
14	Newcastle upon Tyne	2,941	54	Gloucester (Coney Hill)	2,165	93	Stafford	1,911
15	Glasgow (Daldowie)	2,844	55	Sheffield (Grenoside)	2,159	94	Medway	1,906
16	Wolverhampton	2,829	56	Dukinfield	2,157	95	Rotherham	1,899
17	Westerleigh	2,770	57	Falkirk	2,151	96	Honor Oak	1,896
18	Eastbourne	2,689	58	Walsall	2,149	97	Enfield	1,879
19	Stockport	2,657	59	Leatherhead	2,147	98	Oxford	1,877
20	Bramcote	2,639	60	Milton Keynes	2,144	99	Edinburgh (Warriston)	1,863
21	South West Middlesex	2,632	61	Chelmsford	2,135	100	Chichester	1,860
22	Exeter & Devon	2,623	62	Poole	2,126	101	Basingstoke	1,856
23	Southend-on-Sea	2,623	63	Nuneaton	2,116	102	Harwood Park	1,854
24	Derby	2,593	64	Bolton	2,099	103	Dudley	1,852
25	Tunbridge Wells	2,572	65	Lincoln	2,088	104	Wrexham	1,831
26	Doncaster	2,545	66	Bretby	2,087	105	Nottingham	1,816
27	London (City of)	2,536	67	West Wiltshire	2,071	106	Lytham St Annes	1,795
28	Coventry	2,508	68	Pontefract	2,068	107	Norwich (Horsham St Faith)	1,795
29	Liverpool (Springwood)	2,487	69	Swansea	2,054	108	Scunthorpe	1,791
30	Taunton	2,476	70	Brighton & Hove (Woodvale)	2,046	109	Havant	1,790
31	Sunderland	2,456	71	Warrington	2,043	110	Macclesfield	1,789
32	Stoke-on-Tren	2,445	72	Blackpool	2,015	111	Dundee	1,783
33	Gwent	2,434	73	North East Surrey	2,013	112	Northampton	1,781
34	Durham	2,413	74	Solihull	2,001	113	Glasgow (Maryhill)	1,767
35	St Helens	2,411	75	Manchester		114	Redditch	1,763
36	Barham	2,408		(Chorlton-cum-Hardy)	1,996	115	Croydon	1,762
37	Hull	2,398	76	Chester	1,993	116	Bodmin	1,754
38	Torquay	2,375	77	Kirkcaldy	1,986	117	Woking	1,750
39	Mansfield	2,371	78	Leeds (Lawnswood)	1,982	118	Yeovil	1,750
40	York	2,370	79	Leamington Spa	1,979	119	Darlington	1,735



120	Great Grimsby	1,729	180	Sheffield (City Road)	1,413	240	Whitley Bay	1,046
121	Aldershot	1,728	181	Ayr	1,404	241	Wear Valley	1,043
122	Hereford	1,728	182	Mountsett	1,401	242	Distington	1,039
123	Maidstone	1,728	183	Slough	1,392	243	March	1,037
124	Bedford	1,724	184	Sittingbourne	1,384	244	Skipton	1,030
125	Southampton (Wessex Vale)	1,723	185	Gedling	1,371	245	Beetham Hall	1,011
126	Sheffield (Hutcliffe Wood)	1,711	186	Hitchin	1,363	246	London (West)	1,009
127	Margate	1,710	187	Wakefield	1,363	247	Great Glen	982
128	Southampton	1,710	188	Chorley	1,362	248	South Lincolnshire	982
129	Reading	1,693	189	Weston-Super-Mare	1,359	249	Rugby	963
130	Leeds (Cottingley Hall)	1,692	190	Kirkleatham	1,357	250	Gloucester (Forest of Dean)	962
131	Haltemprice	1,691	191	Weymouth	1,355	251	Ipswich	960
132	Weeley	1,691	192	Lewisham	1,340	252	Kingston-upon-Thames	947
133	Newcastle-under-Lyme	1,689	193	Barry	1,320	253	Brentwood	945
134	Burnley	1,677	194	Romsey	1,316	254	Glasgow (Craigton)	945
135	Truro	1,660	195	Redbridge	1,312	255	Dumfries	940
136	Harrogate	1,652	196	Holytown	1,311	256	Boston	927
137	South Lanarkshire	1,649	197	Waveney	1,292	257	Hartlepool	918
138	Altrincham	1,647	198	Plymouth (Efford)	1,259	258	Newport	917
139	South Shields	1,623	199	Countesthorpe	1,257	259	Edinburgh (Seafield)	916
140	Barnstaple	1,619	200	Blackburn	1,240	260	Coleshill	909
141	Gravesend	1,615	201	Southport	1,232	261	Wellingborough	896
142	Bridgend	1,614	202	East Riding	1,228	262	Islington	885
143	Loughborough	1,613	203	Inverness	1,224	263	Crathes	871
144	Narberth	1,609	204	Atherton	1,208	264	Frickheim	864
145	Beckenham	1,606	205	St Asaph	1,206	265	Lichfield	864
146	Bristol (Canford)	1,604	206	Rochdale	1,205	266	Cromer	859
147	Whimple	1,601	207	Bangor	1,200	267	Melrose	848
148	Plymouth (Weston Mill)	1,599	208	Braintree	1,197	268	Hoddesdon	833
149	Guildford	1,582	209	Putney Vale	1,195	269	Folkestone	830
150	Luton	1,582	210	Birmingham (Yardley)	1,192	270	Lambeth	824
151	Blyth	1,581	211	Crewe	1,191	271	New Southgate	786
152	Oldham	1,581	212	Wigan	1,185	272	London (South)	770
153	Bath	1,579	213	Brighton (The Downs)	1,174	273	Cardross	757
154	Harlow	1,575	214	Stourport	1,172	274	Widnes	756
155	Huddersfield	1,573	215	West Berkshire	1,169	275	Aberystwyth	755
156	Telford	1,566	216	Manchester (Blackley)	1,152	276	Purbeck	755
157	Irvine	1,565	217	Scarborough	1,149	277	Mendip	739
158	Llanelli	1,555	218	Northwich	1,148	278	Barrow-in-Furness	736
159	Carlisle	1,553	219	Perth	1,144	279	St Marylebone	712
160	Paisley	1,552	220	Hendon	1,132	280	Moray	702
161	Abingdon	1,538	221	Grantham	1,127	281	Douglas	677
162	Whippingham	1,530	222	Alford	1,124	282	Birmingham (Perry Barr)	663
163	Aberdare	1,527	223	Pontypridd	1,120	283	Saffron Walden	635
164	Charing	1,521	224	Salford	1,119	284	Peel Green	632
165	Margam	1,521	225	Lancaster & Morecambe	1,118	285	Jersey	596
166	Hastings	1,517	226	Tynemouth	1,117	286	Keighley	564
167	Norwich (Earlham Road)	1,513	227	Colwyn Bay	1,110	287	West Norwood	516
168	Salisbury	1,507	228	Rowley Regis	1,107	288	London (East)	499
169	Stourbridge	1,507	229	Banbury	1,106	289	Manor Park	407
170	Colchester	1,494	230	Accrington	1,094	290	Middleton	389
171	Alfreton	1,489	231	Bradford	1,082	291	Northop	384
172	Gateshead	1,471	232	Bury	1,078	292	Guernsey	382
173	Great Yarmouth	1,471	233	Ormskirk	1,073	293	Birtley	369
174	Thornton	1,460	234	Cheltenham	1,067	294	Houndwood	267
175	Camborne	1,450	235	Sedgemoor	1,056	295	Bassetlaw	234
176	Dewsbury Moor	1,429	236	Greenock	1,055	296	Royal Wooton Bassett	215
177	Shipley	1,427	237	Dunfermline	1,053	297	Aston-on-Trent	182
178	Preston	1,425	238	Sherwood Forest	1,048	298	Garnock Valley	170
179	Clydebank	1,413	239	West Lothian	1,047	299	Pershore	43

# Cremation Comparisons 2018

## Crematoria carrying out the highest number of cremations

AMERSHAM	3,840	BIRKENHEAD	3,260
ELTHAM	3,606	BOURNEMOUTH	3,155
BELFAST	3,483	MIDDLESBROUGH	3,125
WORTHING	3,469	WEST HERTFORDSHIRE	3,115
PORTCHESTER	3,329	RUISLIP	3,048

## Crematoria having the highest % increases on previous full year\*

SOLIHULL	63.61%
CRATHES	58.94%
GRAVESEND	53.23%
EDINBURGH (Mortonhall)	45.36%
BEETHAM HALL	41.80%
GEDLING	37.37%
WELLINGBOROUGH	28.92%
TAUNTON	23.92%
FALKIRK	22.56%
LAMBETH	22.07%

## Crematoria which have carried out most cremations since date of opening

GOLDERS GREEN (1902)	340,136
LONDON (City of) (1904)	274,110
NEWCASTLE UPON TYNE (1934)	259,105
MANCHESTER (Chorlton-cum-Hardy) (1892)	258,399
BOURNEMOUTH (1938)	253,255
ENFIELD (1938)	249,199
EDINBURGH (Warriston) (1929)	243,634
ELTHAM (1956)	236,278
RUISLIP (1958)	234,280
NOTTINGHAM (1931)	229,802

\*In some cases figures may not reflect a genuine increase in cremation numbers. Increases may have been experienced as a result of the closure or restricted operations of neighbouring crematoria whilst abatement and/or refurbishment works were carried out.

## The first 10 crematoria to open in the British Islands

WOKING Surrey	1885
MANCHESTER (Chorlton-cum-Hardy)	1892
GLASGOW (Maryhill) Scotland	1895
LIVERPOOL (Anfield) Merseyside	1896
HULL, East Yorkshire (replaced in 1961)	1901
DARLINGTON Durham (replaced in 1961)	1901
LEICESTER Leicestershire	1902
GOLDERS GREEN London	1902
BIRMINGHAM (Perry Barr) West Midlands	1903
LONDON (City of) (replaced in 1973)	1904

## The last 10 crematoria to be opened in the British Islands

GARNOCK VALLEY (Clyde Coast & Garnock Valley Crematorium) North Ayrshire	May 2018
ASTON-ON-TRENT (Trent Valley Crematorium) Derbyshire	July 2018
BASSETLAW (Babworth) Nottinghamshire	August 2018
ROYAL WOOTON BASSETT (North Wiltshire Crematorium) Wiltshire	October 2018
PERSHORE (The Vale Crematorium) Worcestershire	December 2018
RETTFORD (Barnby Moor Memorial Park & Crematorium) Nottinghamshire	February 2019
AYLESBURY (Aylesbury Vale) Buckinghamshire	February 2019
BIERTON Aylesbury Buckinghamshire	April 2019
STIRLINGSHIRE (Bannockburn)	May 2019
ANDOVER (Charlton Park Crematorium)	June 2019

## Crematoria carrying out the most (recorded) Catholic Cremations

ST HELENS	527	LONDON (West)	277
THORNTON (Crosby)	479	GLASGOW (Maryhill)	265
MORTLAKE	400	MANCHESTER (Chorlton-cum-Hardy)	258
BIRKENHEAD	341	LONDON (City of)	252
PRESTON	281	WEST HERTFORDSHIRE	244

## Facts and Figures 1960-2018

Year	Operating Crematoria	New Crematoria	**Deaths in British Islands	Cremations	%
1960	148	17	588,032	204,019	34.70
1970	206	2	638,834	353,957	55.41
1980	220	1	644,684	420,717	65.26
1990	225	0	629,629	438,066	69.58
1991	225	0	634,339	441,108	69.54
1992	226	1	622,410	437,000	70.21
1993	227	1	646,477	453,045	70.08
1994	228	1	616,719	434,223	70.41
1995	229	3*	649,635	445,574	68.59
1996	230	1	640,081	445,934	69.67
1997	234	4	633,635	446,305	70.44
1998	238	4	633,062	439,145	69.37
1999	240 <sup>(1)</sup>	3	635,785	444,169	69.86
2000	242	2	611,960	437,609	71.51
2001	242	0	605,835	428,383	70.71
2002	243	1	609,943	437,124	71.67
2003	244	1	615,177	442,538	71.94
2004	245	1	588,753	424,835	72.16
2005	248	3	586,829	424,684	72.37
2006	250	2	576,211	416,881	72.35
2007	253	3	578,716	417,920	72.22
2008	253	0	583,754	422,853	72.44
2009	256	3	563,741	413,870	73.41
2010	260	5*	565,776	413,780	73.13
2011	265	5	556,434	413,845	74.37
2012	266	1	572,962	425,784	74.31
2013	270	5*	580,086	436,280	75.20
2014	273	3	573,904	429,254	74.80
2015	278	5#	606,216	462,916	76.36
2016	283	5	597,206	459,693	76.97
2017	292	9	607,172	468,702	77.19
<b>2018</b>	<b>299</b>	<b>7</b>	<b>616,053<sup>+</sup></b>	<b>481,712</b>	<b>78.19<sup>+</sup></b>

\* Includes replacement of existing crematorium

\*\* Source: Office for National Statistics. Crown copyright material is reproduced with the permission of the Controller of HMSO and the Queen's Printer for Scotland

+ Provisional figures as at 7th June 2019

<sup>(1)</sup> Arnos Vale crematorium closed in 1998

# Adjusted Figure